



MOVING STAGE

GUILLET GROUPE

DATA
SHEET

MOBILE STAGE

MOV'IN48+

48 m²


4/5 m



2



30'

MORE
IMPOSING*Bring VOLUME
to your demanding
clients*


© SOLUCE BURRO

> ENTER THE 4TH DIMENSION WITH THE SERIES
+ SERIES - **HIGHER, MORE SPACE, MORE VOLUME.**

MOV'IN48+ will allow you to enter a new category, while being as flexible as its sisters, with hydraulic deployment.

It will be suitable for cultural gathering up to 3,000 to 4,000 people. It is the "**SOLUTION**" for our communities, associations and professional lessors who want a real show stage for their festival, big show and public event.

With its accessories and options, you will fulfil your stage's potential for bigger shows.



> A STRUCTURE PROVIDING
OPTIMUM ATTACHMENT CAPACITY.

Due to the "roof" design employing tubes, stairs and cross-pieces made of aluminium 6060T6, along with fitted corner posts, the attachment capacity will allow you to equip your stage depending upon your operating needs... All this **up to 2560 Kg !**

Additionally, to bring you MORE solutions, we offer 8 to 11 attachment points distributed across the roof.

100% "reversible", our **MOV'IN36**, **MOV'IN48**, **MOV'IN60** and **MOV'IN** stages in **VERSION +** are the highest-performance stages on the market.



> SAVE MOUNTING TIME
WITH THE HYDRAULIC SYSTEM.

Built on a lightweight road chassis, the **PLUS** design includes height adjustment up to 1,70m and a 100% hydraulic floor levelling.

With the custom-made control of the hydraulic system, you will be more efficient, quicker and safer, with a mounting time 3 times shorter compared to a regular stage.

A few words on our industry

Entertainment-oriented trademark of GUILLET SAS (Ltd.), mobile stage manufacturer since 1994, our *savoir-faire* never ceased to expand, providing clients with ever more guarantees and follow-up. With our labels and certificates of excellence, our industry today can assure you that you have chosen the best partner for your shows by delivering a rigorous, high-quality product.

Our company is ISO 9001, ISO3834-2 and EN1090-certified. This enables us to obtain authorisations for our mobile stages. By incorporating all skills into our factories, we can guarantee a high-quality product, full traceability for all elements, and provide you with complete satisfaction. We have European authorisation.

MOVING STAGE is a Guillet SAS (Ltd.) trademark

www.movingstage.fr
GUILLET GROUPE

contact@movingstage.fr

+33 (0)3 88 48 21 80

2 Rue Jean Bugatti
67120 Duppigheim
FRANCE



MOVING STAGE

GUILLET GROUPE

MOBILE STAGE

DATA SHEET

MOV'IN48+

48 m²

4/5 m



2



30'

**MORE
IMPOSING**



Bring **VOLUME**
to your demanding
clients

Trailer

Length with adjustable drawbar	10,4 m
Width	2,47 m
Height	3,7 m
Weight*	3,5 T
Signals	LED norme CE
Number of axles	2 centraux
Load per axle	1.750 Kg
Gross combined weight rating	3.5 T

Key box across the chassis

* Accessories are to be loaded into the tractor vehicle : under structure, stairs, tarpaulins

Floor

Length x width	8 x 6 m
Floor height above the ground	0,9 / 1,7 m with included shimming
Resistance	350 Kg / m ² - 500 Kg / m ²
Surface area	48 m ²
Type	15 mm thick plywood consisting of 11-ply 100% birchwood 1 smooth side / 1 non-slip side
Safety	Guardrail on 3 sides

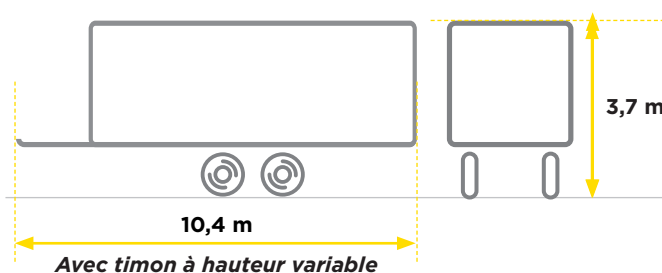
Roof

Clearance	5 m
Back post	4 m
Roof load capacity**	up to 1.360 Kg
Line array load capacity	up to 500 Kg per side
Tarpaulin	680g/m ² +/-10% - Class M2

** Excluding central beam

ALL OUR MOBILE STAGE
ARE CERTIFIED

2007/46/CE



Wind-resistant

Without lateral tarpaulin	100 Km/h
Lateral + back stage tarpaulin	54 Km/h
Safety	Our tarpaulins use a technology enabling them to quickly fall in the event of a strong wind > 72 Km/h.

HARDTOP OPTION - 3mm Mass Tinted Fiber



DISCOVER ALL THE OPTIONS

PAGE 03



MOVING STAGE is a Guillet SAS (Ltd.) trademark

www.movingstage.fr
GUILLET GROUPE

contact@movingstage.fr

+33 (0)3 88 48 21 80

2 Rue Jean Bugatti
67120 Dupigheim
FRANCE

GAMME 36 À 60 M²

TRAILER & STRUCTURE

STANDARD **S** OPTION ● NOT COMPATIBLE —

Mobile stage MOV'IN	36	48	48+	60	60+
Painted chassis (trailer)	S	S	S	S	S
Adjustable drawbar	S	S	S	S	S
Jockey Wheel	S	S	S	S	S
Dual braked axle	S	S	S	S	S
Marker light (Led)	S	S	S	S	S
13 pins electrical connexion	S	S	S	S	S
7 pins adapter	●	●	●	●	●
Spare wheel	S	S	S	S	S
Storage Compartment	S	S	S	S	S
Double deck hydraulic cylinder	—	—	S	—	S
Manual cylinder	S	S	—	S	—
Telescopic column	S	S	—	S	—
Hydraulic column	—	—	S	—	S
Security bar	S	S	S	S	S
Gas spring for roof deployment	S	S	S	S	S
Manual hoist	S	S	—	S	—
Electrical hoist	●	●	—	●	—
Hydraulic distributor	—	—	S	—	S
Central Roof in aluminium 6060 structure	S	S	S	S	S
Side floor in aluminium 6060 structure	S	S	S	S	S
Side wing in aluminium 6060 structure	S	S	S	S	S
Under flooring structure (basement) in steel	S	S	S	S	S
Woodfloor in 15mn Plywood	S	S	S	S	S
Wheel protection	S	S	S	S	S
Anti-cyclist protection	S	S	S	S	S

EQUIPMENT

Mobile stage MOV'IN	36	48	48+	60	60+
Tool box	S	S	S	S	S
Floor Anti-lift bar	S	S	S	S	S
Corner post - Tube Ø50 mm - Lg 3m	S	S	—	S	—
Corner post - Tube Ø50 mm - Lg 4m	S	S	S	S	S
Corner post - Tube Ø50 mm - Lg 5m	—	—	S	—	S
Connexion piece for 300 Triangular Truss corner post	●	●	S	●	S
Connexion piece for 300 Square Truss corner post	●	●	●	●	●
Rectangular Guardrail (3 sides)	S	S	S	S	S
Bars Guardrail	●	●	●	●	●
Staircase 4 step (900-1100 mm)	S	S	●	S	●
Staircase 6 step (1000-1600)	—	—	S	—	S
Product name (MOV'IN + LOGO)	S	S	S	S	S
Complet Set of tarpaulin	S	S	S	S	S

GAMME 36 À 60 M²

ACCESORIES

STANDARD **S** OPTION ● NOT COMPATIBLE —

Mobile stage MOV'IN	36	48	48+	60	60+
Fiber finishing on central roof & side wing	●	●	●	●	●
Backstage tarpaulin micro-perforated 30%	●	●	●	●	●
Personal LOGO	●	●	●	●	●
Inside light (LED)	●	●	●	●	●
Anemometer	●	●	●	●	●
Connexion piece for 300 Triangular TRUSS Line array	S	S	S	S	S
Connexion piece for 300 Square Truss Line array	●	●	●	●	●
300 Triangular Truss for Corner post - Lg 5m	—	—	●	—	●
300 Square Truss for Corner post - Lg 5m	—	—	●	—	●
Complete gantry in 300 Triangular Truss (incl connexion piece)	●	●	●	●	●
Complete gantry in 300 Square Truss (incl connexion piece)	●	●	●	●	●
Central beam in 300 Square Truss including 2 sliding trolleys	●	●	●	●	●
Mast for levelling up side wing	●	●	S	●	S
Connexion peace adapted to 300 triangular structure from client	●	●	●	●	●
Connexion peace adapted to 300 square structure from client	●	●	●	●	●



MOVING STAGE est une marque déposée par Guillet SAS

www.movingstage.fr
GUILLET GROUPE

contact@movingstage.fr

+33 (0)3 88 48 21 80

2 Rue Jean Bugatti
67120 Duppigheim
FRANCE